

# HISAR SPINNING MILLS LIMITED

REGD. OFF. & WORKS : 9th K.M. STONE, HISAR-BHIWANI ROAD, V.P.O. DABRA (HISAR)-125005

TEL/FAX : 91-1662-260397, Mob. : 98120-22682

CIN : L17112HR1992 PLC031621, E-mail : [hsml2000@rediffmail.com](mailto:hsml2000@rediffmail.com)

Dated: December 14, 2017

Dept. of Corporate Services  
The Bombay Stock Exchange Limited  
Registered Office: Floor 25,  
P J Towers, Dalal street  
Mumbai 400001

Sub: Compliance of Post Listing Requirements for the Quarter ended September 30, 2017  
(SCRIP CODE 521068).

Dear Sir,

We forward herewith a copy of quarterly unaudited results along with limited review report for the quarter and half year ended on September 30, 2017, Pursuant to Regulation 33(3) (a to c) & (a to f) of SEBI (Listing Obligations and Disclosure Requirement) Regulations, 2015.

We hope you will find the same in order.

Thanking You,

Your's faithfully

A handwritten signature in black ink, appearing to be a stylized 'S' followed by a horizontal line.

Authorised Signatory

Encl: As above.



## ROMESH K. AGGARWAL & ASSOCIATES

CHARTERED ACCOUNTANTS

G.T. ROAD, MILLER GANJ, LUDHIANA-141003

Phones: 2532920, 2534289.

To,  
The Board of Directors  
Hisar Spinning Mills Limited,  
9th K.M. Stone,  
Hisar Bhiwani Road,  
V.P.O. Dabra,  
Hisar - 125005


### Limited Review Report for the Quarter and Half Year Ended 30<sup>th</sup> September, 2017

1. We have reviewed the accompanying statement of unaudited financial results of Hisar Spinning Mills Limited ("the Company") for the quarter and half year ended 30<sup>th</sup> September, 2017 ("the Statement") being submitted by the Company pursuant to the requirement of Regulation 33 of the SEBI (Listing Obligations and Disclosure Requirements) Regulations, 2015, read with Circular No. CIR/CFD/FAC/62/2016 dated July 5, 2016. Attention is drawn to the fact that the figures for the corresponding quarter and half year ended 30<sup>th</sup> September, 2016, including the reconciliation of net profit under Ind AS of the corresponding quarter and half year with net profit reported under the previous GAAP, as reported in these financial results have been approved by the Company's Board of Directors, have not been subjected to review.  
This Statement is the responsibility of the Company's Management and has been approved by the Board of Directors of the Company in their meeting held on 14<sup>th</sup> December, 2017. Our responsibility is to issue a report on the statement based on our review.
2. We conducted our review in accordance with the Standard on Review Engagement (SRE) 2410 "Review of Interim financial information performed by the Independent Auditor of the Entity", issued by the Institute of Chartered Accountants of India. This standard requires that we plan and perform the review to obtain moderate assurance about whether the financial results are free of material misstatement. A review is limited primarily to inquiries of the company personnel and analytical procedures applied to financial data and thus provides less assurance than an audit. We have not performed an audit and accordingly, we do not express an audit opinion.
3. Based on our review conducted as above, nothing has come to our attention that causes us to believe that the accompanying statement has not been prepared in all material respects in accordance with the applicable Accounting Standards i.e. Ind AS prescribed u/s 133 of the Companies Act, 2013 read with relevant rules issued thereunder and other recognised accounting practices and policies generally accepted in India, and has not disclosed the information required to be disclosed in terms of Regulation 33 of the SEBI (Listing Obligations and Disclosure Requirements) Regulations, 2015, as modified by Circular No.



CIR/CFD/FAC/62/2016 dated July 5, 2016 including the manner in which it is to be disclosed, or that it contains any material misstatement.

For Romesh K Aggarwal & Associates  
Chartered Accountants  
Firm Registration No: 000711N



(RUCHIR SINGLA)  
Partner

Membership No. 519347

Place: Chandigarh  
Date: 14.12.2017

HISAR SPINNING MILLS LIMITED  
 9TH KM. STONE, HISAR-BHWANI ROAD, V.P.O. DABRA, HISAR - 126005  
 CIN - L17112HR1992PLC031621, PAN - AAACH3754N  
 Tel - 01652-260397, Email - hsm2000@rediffmail.com  
 Website - www.hisarspinningmills.com

Statement of Unaudited Financial Results  
 FOR THE QUARTER AND HALF YEAR ENDED 30TH SEPTEMBER, 2017

| Sr. No. | Particulars   | 3 Months ended | Preceding 3 months ended | Corresponding 3 Months ended in the previous year | Year to date figures for current period ended | Year to date figures for previous period ended |
|---------|---|----------------|--------------------------|---|---|--|
|         |   | 30.09.2017     | 30.06.2017               | 30.09.2016  | 30.09.2017                                    | 30.09.2016                                     |
|         |   | Unaudited      | Unaudited                | Unaudited   | Unaudited                                     | Unaudited                                      |
| 1       | <b>Revenue</b>  |                |                          |   |   |  |
|         | Revenue from operations   | 712.73         | 688.80                   | 654.43  | 1411.53                                       | 1259.21  |
|         | Other Income  | 6.32           | 3.37                     | 2.30  | 8.69  | 6.59   |
|         | <b>Total Income</b>   | <b>718.05</b>  | <b>702.17</b>            | <b>656.73</b>                                     | <b>1420.22</b>                                | <b>1265.80</b>                                 |
| 2       | <b>Expenses</b>   |                |                          |   |   |  |
|         | Cost of materials consumed  | 425.08         | 391.65                   | 371.93  | 816.73  | 741.04   |
|         | Changes in inventories of finished goods and work-in-progress             | -43.99         | -4.01                    | 26.32   | -48.00  | -37.67   |
|         | Employee benefits expense   | 35.56          | 33.91                    | 13.36   | 69.46   | 24.43  |
|         | Finance costs   | 13.80          | 18.22                    | 18.60   | 32.02   | 36.82  |
|         | Depreciation expenses   | 47.54          | 46.52                    | 68.36   | 94.06   | 134.87   |
|         | Consumption of store and spare parts                                      | 17.89          | 19.91                    | 17.04   | 37.80   | 47.82  |
|         | Packing material consumed   | 6.90           | 6.51                     | 5.60  | 13.41   | 13.73  |
|         | Power and fuel expenses   | 120.52         | 120.32                   | 122.00  | 240.84  | 236.38   |
|         | Other expenses  | 21.28          | 13.77                    | 19.62   | 35.05   | 37.81  |
|         | <b>Total Expenses</b>   | <b>644.57</b>  | <b>646.80</b>            | <b>662.83</b>                                     | <b>1291.37</b>                                | <b>1235.23</b>                                 |
| 3       | <b>Profit/(-) loss before exceptional items and tax</b>                   | <b>73.48</b>   | <b>55.37</b>             | <b>-6.10</b>                                      | <b>128.85</b>                                 | <b>30.57</b>                                   |
|         | Exceptional items   | 0.00           | 0.00                     | -12.19  | 0.00  | -11.26   |
| 4       | <b>Profit/(-) loss before tax</b>   | <b>73.48</b>   | <b>55.37</b>             | <b>-18.29</b>                                     | <b>128.85</b>                                 | <b>19.29</b>                                   |
|         | <b>Less: tax expense</b>  |                |                          |   |   |  |
|         | (1) Current tax   | 27.26          | 23.94                    | 2.89  | 51.20   | 24.40  |
|         | (2) Deferred tax (net)  | 4.49           | 7.61                     | 4.08  | 12.10   | 10.60  |
| 5       | <b>Profit/(-) loss for the period (A)</b>                                 | <b>50.71</b>   | <b>39.04</b>             | <b>-17.10</b>                                     | <b>89.75</b>                                  | <b>5.49</b>                                    |
|         | <b>Other comprehensive income</b>   |                |                          |   |   |  |
|         | <b>Items that will not be reclassified to profit or loss</b>              |                |                          |   |   |  |
|         | Remeasurements of the defined benefit plans                               | 1.39           | -2.50                    | -0.62   | -1.11   | -0.48  |
|         | Tax relating to remeasurements of the defined benefit plans               | -0.38          | -0.69                    | 0.19  | 0.31  | 0.15   |
| 6       | <b>Total Other Comprehensive Income for the period (B)</b>                | <b>1.01</b>    | <b>-1.81</b>             | <b>-0.43</b>                                      | <b>-0.80</b>                                  | <b>-0.33</b>                                   |
| 7       | <b>Total Comprehensive Income for the period (A+B)</b>                    | <b>51.72</b>   | <b>37.23</b>             | <b>-17.53</b>                                     | <b>88.95</b>                                  | <b>5.16</b>                                    |
| 8       | <b>Paid-up equity share capital (Face value of Rs. 10 Per share)</b>      | <b>373.50</b>  | <b>373.50</b>            | <b>373.50</b>                                     | <b>373.50</b>                                 | <b>373.50</b>                                  |
| 9       | <b>Earnings per equity share (Rs.) Basic and diluted (not annualised)</b> | <b>1.38</b>    | <b>1.00</b>              | <b>-0.47</b>                                      | <b>2.38</b>                                   | <b>0.14</b>                                    |

By Order of the Board of Directors

Place: Chandigarh  
 Dated: 14.12.2017



*Anurag Gupta*  
 (Anurag Gupta)  
 Managing Director  
 DIN: 00192888  
 Contd....


**HISAR SPINNING MILLS LIMITED**  
**9TH KM. STONE, HISAR BHIWANI ROAD, V.P.O. DABRA, HISAR - 125005**

**Statement of Assets and Liabilities**

|  | (Rs. in lacs)       |
|--|---------------------|
| Particulars                                | As at<br>30.09.2017 |
|  | Unaudited           |
| <b>A ASSETS</b>                            |                     |
| <b>1 Non-Current Assets</b>                |                     |
| a Property, plant and equipment            | 528.64              |
| b Financial Assets:                        |                     |
| (i) Other Financial Assets                 | 58.71               |
| c Deferred Tax Assets (Net)                | 48.87               |
| d Other Non-Current Assets                 | 4.08                |
| <b>Sub-total - Non-Current Assets</b>      | <b>640.10</b>       |
| <b>2 Current Assets</b>                    |                     |
| a Inventories                              | 507.27              |
| b Financial Assets:                        |                     |
| (i) Trade receivables                      | 193.66              |
| (ii) Cash and cash equivalents             | 183.08              |
| (iii) Bank balances other than (ii) above  | 51.54               |
| (iv) Other Financial Assets                | 1.90                |
| c Current Tax Assets (Net)                 | 1.44                |
| d Other Current Assets                     | 28.11               |
| <b>Sub-total - Current Assets</b>          | <b>967.00</b>       |
| <b>TOTAL - ASSETS</b>                      | <b>1607.10</b>      |
| <b>B EQUITY AND LIABILITIES</b>            |                     |
| <b>1 Equity</b>                            |                     |
| a Equity Share capital                     | 373.50              |
| b Other Equity                             | 259.69              |
| <b>Sub-total - Equity</b>                  | <b>633.19</b>       |
| <b>2 Non-Current Liabilities</b>           |                     |
| a Financial Liabilities:                   |                     |
| (i) Borrowings                             | 259.77              |
| (ii) Other Financial Liabilities           | 71.66               |
| b Other Non-Current Liabilities            | 158.18              |
| <b>Sub-total - Non-Current Liabilities</b> | <b>489.61</b>       |
| <b>3 Current Liabilities</b>               |                     |
| a Financial Liabilities:                   |                     |
| (i) Borrowings                             | 48.50               |
| (ii) Trade payables                        | 170.85              |
| (iii) Other Financial Liabilities          | 195.07              |
| b Other Current Liabilities                | 62.97               |
| c Provisions                               | 3.35                |
| d Current Tax Liabilities (Net)            | 6.55                |
| <b>Sub-total - Current Liabilities</b>     | <b>487.30</b>       |
| <b>Total - Liabilities</b>                 | <b>976.91</b>       |
| <b>TOTAL - EQUITY AND LIABILITIES</b>      | <b>1607.10</b>      |

By Order of the Board of Directors

Place: Chandigarh  
 Dated: 14.12.2017

  
 (Anurag Gupta)  
 Managing Director  
 DIN: 00192888



Contd.....


**Notes**

- The Company adopted Indian Accounting Standards (Ind AS) from 1st April, 2017 (transition date being 1st April, 2016) and accordingly, these financial results have been prepared in accordance with the recognition and measurement principles laid down in the Ind AS-34 'Interim Financial Reporting' as prescribed under Section 133 of the Companies Act, 2013 read with the relevant rules issued thereunder and the other accounting principles generally accepted in India.
- The above unaudited financial results for the quarter and half year ended 30th September, 2017 were reviewed by the Audit Committee and thereafter were approved by the Board of Directors at their respective meeting held on 14th December, 2017. The Limited Review for the quarter and half year ended 30th September 2017, has been carried out by the Statutory Auditors, as required under Regulation 33 of SEBI (LODR) Regulation, 2015.
- The Ind AS financial results and financial information for the quarter and half year ended 30th September, 2016 have not been subjected to any limited review and have been presented based on the information compiled by the Management. However, the Management has exercised necessary due diligence to ensure that the financial results provide a true and fair view of its affairs.
- Consequent to transition to Ind AS, in accordance with the requirements of paragraph 32 of Ind AS-101 'First-time Adoption of Indian Accounting Standards', the Reconciliation between net profit (after tax) as previously reported (referred to 'Previous GAAP') and now reported under 'Ind AS' for the quarter and half year ended 30.09.2016 is provided as below:

| Sr. No. | Particulars  | Rs. In lacs                                |  |
|---------|--|--|--|
|         |  | Quarter Ended<br>30.09.2016<br>(Unaudited) | Half year Ended<br>30.09.2016<br>(Unaudited) |
|         | Net Profit under Previous GAAP (after tax)   |  | 30.20  |
| (a)     | Derivative financial instruments carried at FVTPL  | -3.21                                      |  |
| (b)     | Deferred income on Government grants Released to the Statement of Profit and Loss        | -0.55                                      | 0.03   |
|         |  | 1.82                                       | 4.72   |
| (c)     | Interest expense (accrued but not due) on 5% Redeemable non-cumulative Preference Shares | -0.83                                      | -1.65  |
| (d)     | Interest expense on others   |  |  |
| (e)     | Finance costs on Fixed loans using effective interest rate method                        | -5.60                                      | -9.19  |
|         |  | -0.29                                      | -0.59  |
| (f)     | Depreciation on Property, Plant and Equipment  |  |  |
| (g)     | Employee Benefits Expense  | -8.82                                      | -17.45                                       |
| (h)     | Consumption of store and spare parts   | 0.62                                       | 0.48   |
| (i)     | Current Tax/Deferred tax on above adjustments (net)                                      | 0.00                                       | -0.77  |
|         | Net Profit under Ind AS (after tax)  | -0.24                                      | -0.29  |
|         | Other Comprehensive Income (net of tax)  | -17.10                                     | 5.49   |
|         | Total Comprehensive Income (after tax)   | -0.43                                      | -0.33  |
|         |  | -17.53                                     | 5.16   |

- The previous period figures have been regrouped/rearranged wherever considered necessary.
- No separate segment reporting is required because company has not more than one business segment as per Ind AS-108 'Operating Segments'.

By Order of the Board of Directors

  
(Anurag Gupta)  
Managing Director  
DIN : 00192888

Place: Chandigarh  
Dated: 14.12.2017

